

USER'S MANUAL

Mabo

Automatic fire extinguisher for fires of class A, B and C



FLAMARK[®]
wins over fire

Congratulations, and thank You for choosing this outstanding fire fighting device from Flamark. Flamark is the leading company in the research, development and manufacture of advanced fire fighting systems and devices.

Product and its properties

Mabo is an automatic fire extinguisher specially developed for extinguishing of solids – fire class A (wood, paper, textiles...) and liquids – fire class B (gasoline, diesel fuel...) as well as for flammable gases – fire class C, and it is also suitable for extinguishing of electrical devices, primarily in closed spaces.

Mabo activates automatically if temperature increases to over 84 °C, and extinguishes fire in its initial phase. In such a way Mabo saves expensive properties and items from major damages.

Mabo's spontaneous activation is practically impossible in any weather or climate, even if temperature is below -20 °C and over +70 °C.

When properly sealed, Mabo liquid remains effective in over 15 years, without any maintenance. It requires only visual control.

Mabo liquid and gas, which generates during the use, are harmless, and Mabo is one really ecological product. It is not toxic, and don't requires special handling and recycling.

Installation and use

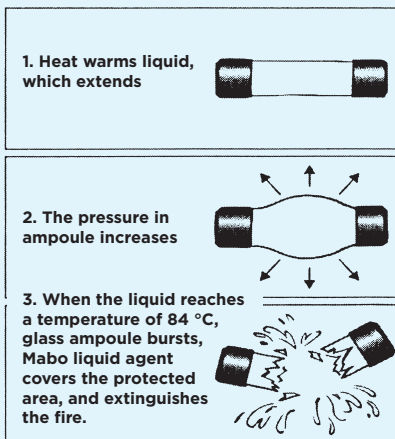
Mabo is primarily intended to be installed in places with high risk of fire, so that it works automatically, but it is also possible to use it as extinguishing hand grenade and throw it in the fire.

If it will be installed fixed, on the place of high fire risk, it is best to let trained staff to do it (chose a place, fix it and control it).

If You decide to install Mabo Yourself, do it this way:

1. Remove glass ampoule from the holder.
2. Attach the holder horizontally to the wall or ceiling, or another surface for mounting.
3. Put the ampoule back in the holder, and control is it correctly fixed.

If You decide to install Mabo yourself, You have to follow next recommen-



ditions when choosing a place for installation and number of installed units:

1. Install above areas of high fire risk.
2. Install where temperature will be the highest in case of fire.
3. Preferably 80 cm, but not higher than 250 cm from protected device (area).
4. If there is oil or other flammable materials around, install Mabo densely.

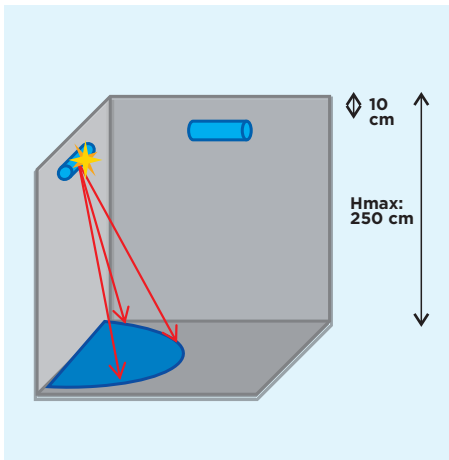
If it uses like extinguishing hand grenade:

1. Take it from the holder.
2. Throw it against the wall or anything that would help the liquid to disperse over the burning area.

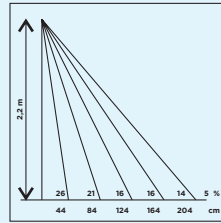
Don't throw it directly on burning oil or other liquid burning materials, as it can cause burning material to spread!

Limitations

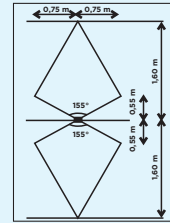
Mabo is intended to extinguish fires of



Disperion of liquid if Flamauto is installed on the wall.



Disperion of liquid if Flamauto is installed on the ceiling.



class A, B and C, and is suitable for extinguishing of electrical devices, primarily in closed spaces. It is not capable to extinguish other classes of fire.

If Mabo ampoule is broken or damaged, it will not activate automatically.

If Mabo is not properly installed, its effectiveness in fire extinguishing can be greatly reduced.

Even if we have evidence of Mabo's functionality up to 15 years after installation, we recommend to change it after 10 years, which is manufacturers guarantee.

Under ideal conditions Mabo reaches its maximal effectiveness, but there are conditions which can limit its performance.

Warnings

If You use Mabo as extinguishing hand grenade, don't throw it directly on burning oil or other liquid burning materials, as it can cause burning material to spread!

If liquid gets into eyes, rinse with water. It is not dangerous for normal skin.

If ampoule become broken for any reason, remove its liquid and broken glass with cleaning cloth.

Generally, one Mabo unit is intended for effective extinguishing of a 16 m³ indoor fire, but if there are flammable materials in environment, install Mabo more densely.


If Mabo unit is installed at the height of 2 meters, when activated, the liquid normally spreads 2,2 meters.

Mabo is ecological, non toxic, environmental friendly product, so, after use or after end of its shelf life, it is not necessary to handle it as dangerous waste.

Standards and declaration of conformity

Fire classification A, B and C, according to EN2:1992 + A1 2004 and EN3-7:2004 + A1 2007.

Declaration of conformity for Mabo fire extinguisher: it is manufactured according to Regulation No. 1272/2008 (CLP).



10
years

Certificate of Warranty



Manufactured by:

FLAMARK

Research, develop and manufacture of exceptional fire fighting systems

HR-10090 Zagreb, Croatia, Ante Topića Mimare 40

Phone: +385 (0)1 77 91 700 • Mobile: +385 (0)98 994 2000

www.flamark.hr • E-mail: info@flamark.hr

Eco-Friend